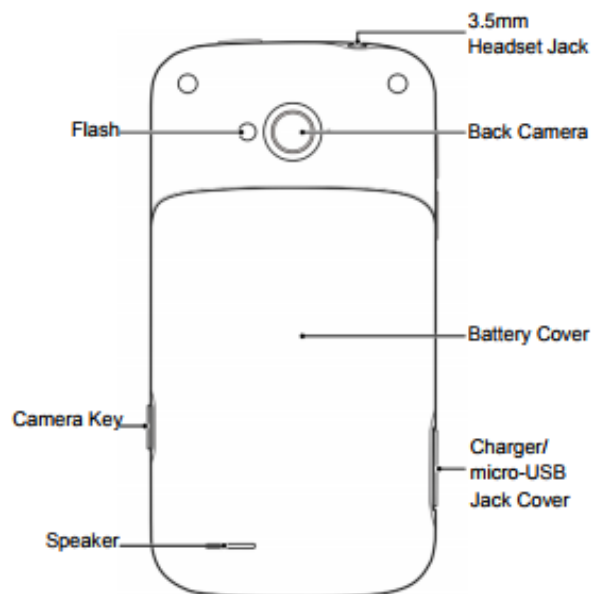
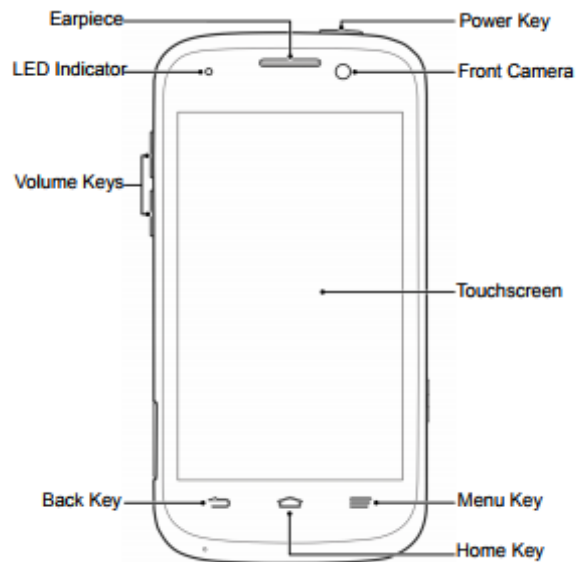




# ZTE Reef N810 User Guide

## Getting Started

### Getting to Know Your Phone



## Knowing the Keys





Key	Function
Power Key	<ul style="list-style-type: none"><li>• Press and hold to turn on or off Airplane mode, enable silent mode or silent mode with vibration, disable silent mode, power off or restart the phone.</li><li>• Press to switch your phone to Sleep mode.</li><li>• Press to wake up your phone.</li></ul>
Home Key	<ul style="list-style-type: none"><li>• Touch to return to the Home Screen from any application or screen.</li><li>• Touch and hold to see recently used applications.</li></ul>
Menu Key	Touch to get the options for the current screen.
Back Key	Touch to go to the previous screen.
Camera Key	Press and hold to open the camera and press to take pictures or videos.
Volume Keys	Press or hold to turn the volume up or down.

## Phone Calls

You can place calls from the Phone app, the People app, or other apps or widgets that display contact information. Wherever you see a phone number, you can usually touch it to dial.

### Placing and Ending Calls

#### Place a Call by Dialing

1. Touch the **Home Key** > .
2. In the dialer tab , enter the phone number with the on-screen keypad. Touch  to delete wrong digits.  
**NOTE:** As you enter digits, your phone searches for contacts that match. If you see the number you want to dial, touch  next to it to place the call immediately without entering the rest of the number.

3. Touch the Phone icon  below the keypad to dial.

**TIP:** To make an international call, touch and hold the 0 key to enter the plus (+) symbol. Then enter the international prefix for the country, followed by the full phone number.


#### End a Call



During a call, touch  on the screen.

## Messaging




You can use Messaging to exchange text messages (SMS) and multimedia messages (MMS).

### Opening the Messaging Screen

Touch  in the Home Screen and select **Messaging**. The **Messaging** screen opens, where you can create a new message, search for messages, or open an ongoing message thread.

- Touch  to write a new text or multimedia message.
- Touch  to search for a message with keywords.
- Touch an existing message thread to open the conversation you've had with a certain number.


### Sending a Text Message

1. On the **Messaging** screen, touch  at the bottom.
2. Add recipients by one of the following ways.
  - ▶ Touch the **To** field and manually enter the recipient's number or the contact name. If the phone presents a few suggestions, touch the one you want to add.
  - ▶ Select recipients from your contacts by touching .
3. Touch the **Type message** field, and enter the content of your text message.  
**NOTE:** You can touch the **Menu Key** to insert quick text, smiley or contact in text format.
4. Touch .

## Browser


Use **Browser** to view web pages and search for information.

### Opening the Browser

Touch  in the Home Screen and select **Browser** to use the web browser.

Browser also opens when you touch a web link - for example, in an email or a text message.

#### Open a Web Page or Search the Web

1. Open the **Browser** app.
2. Touch the address box at the top of the web page. If the address box isn't visible, scroll to the top of the web page to show it.
3. Enter the address (URL) of a web page. Or, enter terms you want to search for. You can also touch  to search by voice.
4. Touch a URL or search suggestion or touch **Go** on the keyboard to open the web page or search results.

**TIP:** Touch the **X** at the bottom of the screen if you want to stop opening the page.

If you are needing additional assistance with your device please give us a call at 1.855.204.3667.